



**PAINTING &  
REMODELLING**

## **DESIGN GUIDELINES**

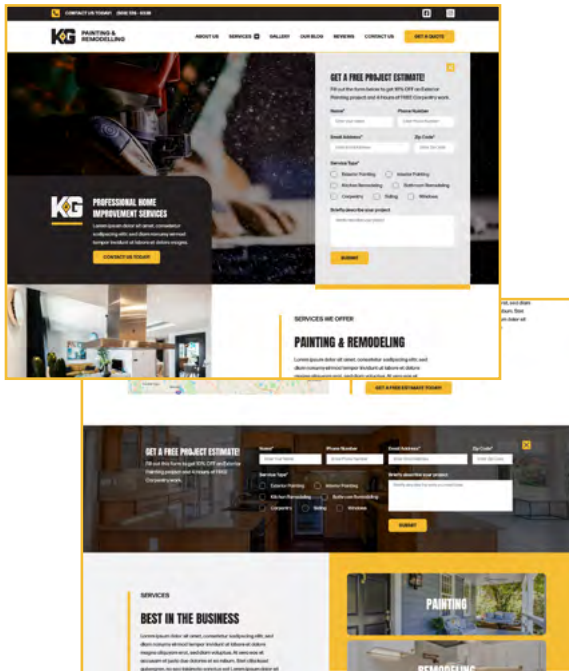
**Branding, Website Structure, & Style Notes!**



# TABLE OF CONTENTS

<b>WEB NOTES</b>	<b>p. 3</b>
<b>TYPOGRAPHY</b>	<b>p. 4</b>
<b>COLOR PALETTE</b>	<b>p. 5</b>
<b>LAYOUT</b>	<b>p. 6 - 7</b>
<b>INTERACTABLES</b>	<b>p. 8 - 9</b>
<b>ICONOGRAPHY</b>	<b>p. 10</b>
<b>IMAGERY</b>	<b>p. 11</b>
<b>EXTERNAL LINKS</b>	<b>p. 12</b>

# WEB NOTES



## QUOTE:

The Quotes can close to reduce the amount of space it uses up on the page. Once closed, do not make it come back unless the page is refreshed. When the “Get a Quote” button is pressed, a similar quote overlays on the page.

## EFFECTS:

Fading in effects do well on text elements. Images work well with zooming effects (On hover, it zooms in on the photo but doesn’t change its size). Parallax effects work well with headers and image backgrounds.

In the Footer, there is vertical / sideways text. If you cannot recreate the design, feel free to place it Horizontally over the Links instead of on the side; similar to how this pages text is aligned where the sub-title is over the line and body of text.

# TYPOGRAPHY

H2

FORMA DJR TEXT BOLD

H1

ANTON REGULAR

H3

FORMA DJR TEXT EXTRA BOLD

H4

FORMA DJR TEXT REGULAR

P

FORMA DJR TEXT MEDIUM

A

FORMA DJR TEXT EXTRA BOLD

## NOTES:

Overall typography scaling is x2 (Even) /  $\pm 4$  (Multiple of 4). Size type appropriately to ensure the heirarchy of the text is in order shown on the mockup. The Line-spacing (or leading or line-height), for all lines of text, should be a multiple of 4. Size type appropriately to ensure text is not too tight or loose. The line spacing for the mockup is +12px to the font size.

# COLOR PALETTE



HEX:


**#F3BD34**

RGB:

**(243, 189, 52)**

CMYK:

**5.26.92.0**



HEX:

**#FFFFFF**

RGB:

**(255, 255, 255)**

CMYK:

**0.0.0.0**



HEX:


**#231F20**

RGB:

**(35, 31, 32)**

CMYK:

**70.67.64.74**



HEX:

**#F2F2F3**

RGB:

**(242, 242, 243)**

CMYK:

**4.3.2.0**



HEX:

**#707070**

RGB:

**(112, 112, 112)**

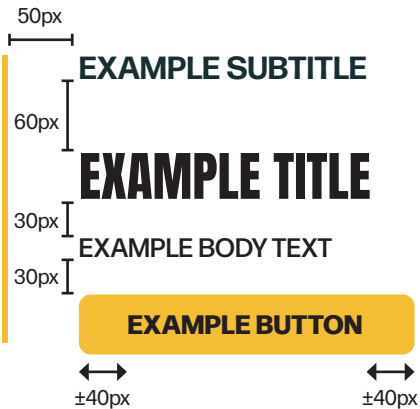
CMYK:

**57.48.48.15**



# LAYOUT

## TYPOGRAPHY SPACING FOR WEB & MOBILE



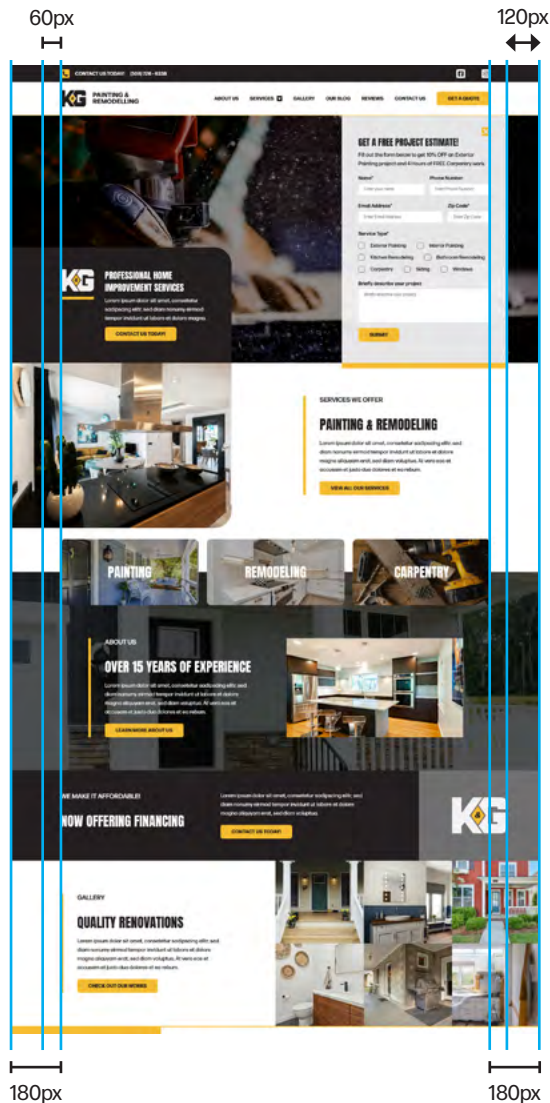
Mobile & Web Corner Radius: 8px

Mobile & Web Button Height: 50px

Button widths can vary but the heights do not.

Input fields do not have a rounded corner.

Line width is 10px on Web and 5px on Mobile. The spacing between the line is 50px on Web and 35px on Mobile. The height of the line varies but is always the same height as the text content it is paired with.



## NOTES

The overall content spacing is in multiples of 10 /  $\pm 10$ px. Give all content on the page adequate spacing from the screens edges. For web margins, keep content 120px - 180px from the screens edges. For mobile margins, keep content a minimum of 40px from the screens edges.

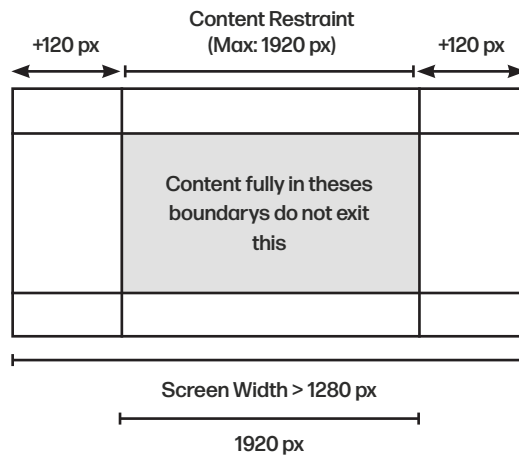
The overall spacing for typography and for the elements is: x2 (Even) /  $\pm 10$ px. Keep text left justified. Make sure to use multiples from the spacing scale to leave adequate space between typographic elements within the same container.

# LAYOUT

## WEB VIEW

The written content should not have a width greater than 880 px. Any screen width size larger than 1920 px should extend the sides of the website only.

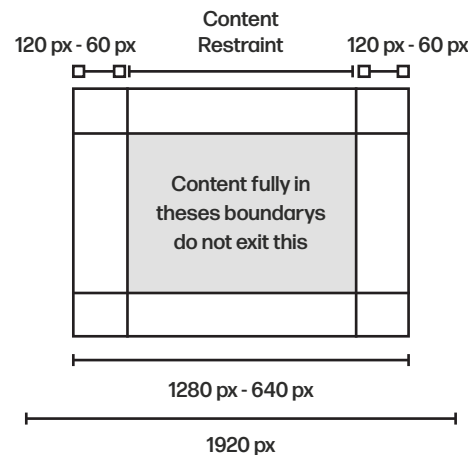
screen width 1280 px and up



## TABLET DIMENSIONS

For screen widths between 1280 px & 640 px, keep margins 120 px - 60 px from screen edges. For the Gallery Sections (not the gallery page), keep the grid 3 columns but put under the Text container.

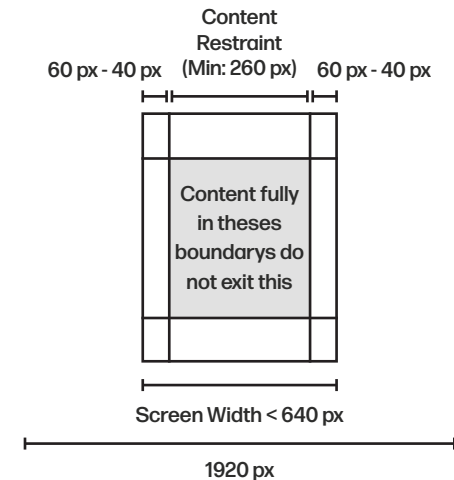
screen width between 1280 px & 640 px



## MOBILE VIEW

The written content should not have a width less than 260 px. For screen widths less than 640 px, keep margins 60 px - 40 px from screen edges. Collapse all columns in to 1 column.

screen width less than 640 px



## NOTE:

Any Image in contact with the edge stays in contact and extends / shrinks with screen size. If image is within margins, keep within margins; shrink and collapse when needed for smaller devices.

# INTERACTABLES

## STATIC

EXAMPLE BUTTON

Text: #231F20  
Button: #F3BD34  
Stroke: None | 0px

## HOVER

EXAMPLE BUTTON

Text: #231F20  
Button: None  
Stroke: 231F20 | 2px

## MUTED

EXAMPLE BUTTON

Text: #231F20  
Button: #707070  
Stroke: None | 0px

EXAMPLE BUTTON

Text: #231F20  
Button: #F3BD34  
Stroke: None | 0px

EXAMPLE BUTTON

Text: #231F20  
Button: None  
Stroke: 231F20 | 2px

EXAMPLE BUTTON

Text: #FFFFFF  
Button: #231F20  
Stroke: None | 0px

EXAMPLE BUTTON

Text: #231F20  
Button: None  
Stroke: #231F20 | 2px



# INTERACTABLES

## STATIC

### EXAMPLE BUTTON

Text: #FFFFFF

### EXAMPLE BUTTON

Text: #231F20

### INPUT LABEL

Input Placeholder

Label: #231F20  
Field: #FFFFFF  
Text: #707070  
Stroke: None | 0px

### INPUT LABEL

Input Placeholder

Label: #FFFFFF  
Field: #FFFFFF  
Text: #707070  
Stroke: None | 0px

## HOVER

### EXAMPLE BUTTON

Text: #F3BD34

### EXAMPLE BUTTON

Text: #707070

### INPUT LABEL

Input Placeholder

Label: #231F20  
Field: #FFFFFF  
Text: #707070  
Stroke: #F3BD34 | 1px

### INPUT LABEL

Input Placeholder

Label: #FFFFFF  
Field: #FFFFFF  
Text: #707070  
Stroke: #F3BD34 | 1px

## TOGGLE

### INPUT LABEL

Input Text

Label: #231F20  
Field: #FFFFFF  
Text: #231F20  
Stroke: #F3BD34 | 1px

### INPUT LABEL


Input Text

Label: #FFFFFF  
Field: #FFFFFF  
Text: #231F20  
Stroke: #F3BD34 | 1px

# ICONOGRAPHY


## Style: Rounded Square / Flat / Solid / Mono-Color

Icons are designed in a flat, slightly rounded, square style that utilize the solid colors of the color palette. The outer square is 32 px and the inside symbol is 20 px. Feel free to adjust the size of the whole icon but keep the ratio from the inner symbol to the outer square the same ( $\pm 12$  px).



# IMAGERY

Capture a variety of in-progress and completed projects. Get a wide collection of residential kitchen and bathroom remodels. Dynamic photos of carpentry work and other wood works are best to match the theme of the website. White, Black, Yellow, Tans, Browns, & Greys / Silvers are good composition colors for focal points in photos.



---

## EXTERNAL LINKS

<b>Write Review:</b>	<a href="https://search.google.com/local/writereview?placeid=ChIJeQrd-WmL44kRHCUhuMBYEfg">https://search.google.com/local/writereview?placeid=ChIJeQrd-WmL44kRHCUhuMBYEfg</a>
<b>View Reviews:</b>	<a href="https://search.google.com/local/reviews?placeid=ChIJeQrd-WmL44kRHCUhuMBYEfg">https://search.google.com/local/reviews?placeid=ChIJeQrd-WmL44kRHCUhuMBYEfg</a>
<b>Facebook:</b>	<a href="https://www.facebook.com/KandGPaintingInc">https://www.facebook.com/KandGPaintingInc</a>
<b>Instagram:</b>	<a href="https://www.instagram.com/kgpaintinginc/">https://www.instagram.com/kgpaintinginc/</a>

---

## OTHER LINKS

<b>Mockup Link:</b>	<a href="https://xd.adobe.com/view/286b3318-7158-490c-a1b5-e0969d7232a1-7d38/">https://xd.adobe.com/view/286b3318-7158-490c-a1b5-e0969d7232a1-7d38/</a> Visit this link to view the prototype of the functions and interactables of the website.
<b>Web Assets:</b>	<a href="https://drive.google.com/drive/folders/1-ZjP2jJTI49edxni7ALJmQ_rWfNhCcjX?usp=drive_link">https://drive.google.com/drive/folders/1-ZjP2jJTI49edxni7ALJmQ_rWfNhCcjX?usp=drive_link</a>

